


# CSUO/CSUW

## Unbalanced Pusher Seals

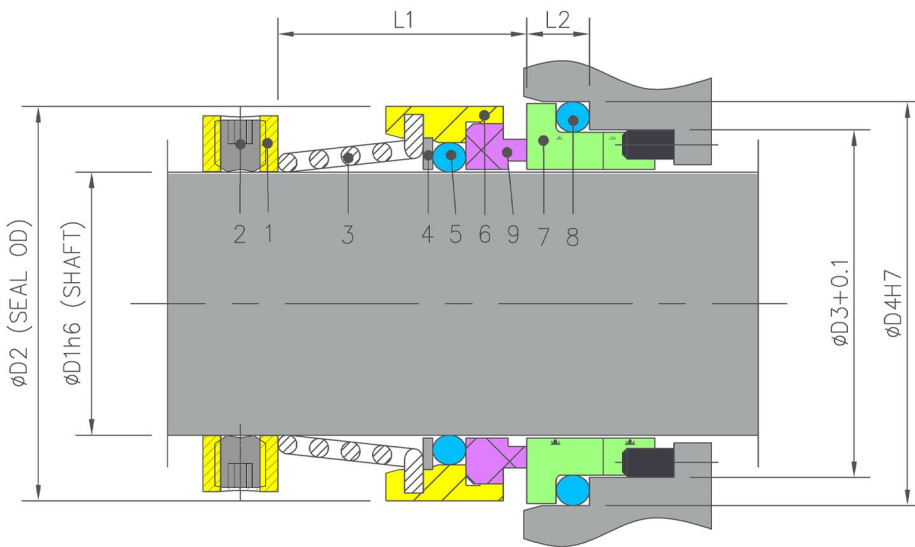


### Product Description

1. Single seal configuration
2. Conical spring rotating
3. Inside mounted
4. Unbalanced
5. For plain shafts and stepped shafts
6. Dependent on Direction of Rotation

### Technical Features

1. Economical seal solution.
2. Independent of direction rotation model available.
3. Cartridge design also available



### Industrial Application

Water and Waste water technology.  
Submersible pumps.  
Pulp and Paper industry.  
Heating circulation pumps

### Material Of Construction

**Seal Face** : Carbon Graphite Antimony Impregnated / Carbon Graphite Resin Impregnated / Silicon-Carbide / Tungsten-Carbide. ( SS+Silicon-Carbide / SS+Tungsten-Carbide.

**Seat** : Carbon / Silicon-Carbide / Tungsten-Carbide / Ceramic

**Elastomer** : Viton/ Aflas/TTV/ EPDM/kalrez

**Metal Parts** : SS.316 / Hast'C.

Note : Other MOC Combinations On Request

### Available Sizes

20mm to 100mm ( 0.750" to 4.000")

Note : Other Sizes On Request

### Operating Limits

**Pressure** = 10 kg/cm<sup>2</sup>.

**Temperature** = -23°C to 200°C

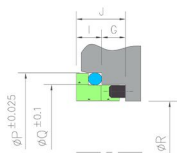
**Velocity** = 15m/s

**Permissible axial movement** = ±1.0mm.

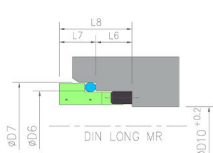
Item	Description
1	Drive Collar
2	Set screw
3	Spring
4	Thrust washer

Item	Description
5,8	O Ring
6	SR shell
7	Mating ring
9	Seal ring

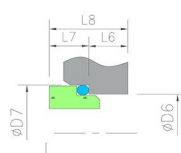
### Stationary Seats



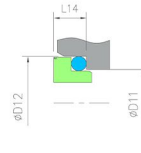
DIN LONG MR




DIN LONG MR



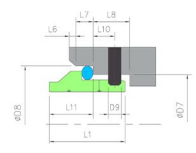
DIN SHORT MR



TYPE G4 MR



TYPE G6 MR



TYPE G9 MR

## Dimensional Data

D1							
INCH	MM	D2	D3	D4	L1	L2	
0.750	19.1	20.00	34.0	-	-	22.0	-
0.875	22.23	22.00	36.0	-	-	23.5	-
0.938	23.8	24.00	38.0	-	-	25.0	-
1.000	25.4	25.00	39.0	35.2	41.3	26.5	6.6
1.125	28.6	28.00	42.0	38.3	44.5	26.5	6.6
1.250	31.75	32.00	46.0	41.5	47.6	28.5	6.6
1.375	34.9	35.00	49.0	44.7	50.8	28.5	6.6
1.500	38.1	38.00	54.0	47.9	54.0	32.2	6.6
1.625	41.3	42.00	58.0	54.2	60.3	37.3	8.0
1.750	44.45	45.00	61.0	57.4	63.5	39.2	8.0
1.875	47.6	48.00	64.0	60.7	66.7	44.7	8.0
2.000	50.8	50.00	66.0	63.7	69.9	45.7	8.0
2.125	54.0	55.00	71.0	70.1	76.2	49.0	8.8
2.250	57.15	58.00	78.0	73.3	79.4	52.0	8.8
2.375	60.3	60.00	80.0	76.4	82.6	55.0	8.8
2.500	63.5	63.00	83.0	79.6	85.7	54.3	8.8
2.625	66.7	65.00	85.0	79.6	85.7	54.3	9.6
2.750	69.85	70.00	90.0	82.8	88.9	56.3	9.6
3.000	76.2	75.00	98.0	89.0	98.4	56.3	11.4
3.125	79.38	80.00	103.0	92.2	101.6	59.3	11.4
3.375	85.7	85.00	108.0	98.5	108.0	62.3	11.4
3.500	88.9	90.00	113.0	101.7	111.1	62.3	11.4
3.750	95.3	95.00	118.0	108.1	117.5	62.3	12.5
4.000	101.6	100.00	123.0	114.4	123.8	62.3	12.5

Note: Additional technical & dimensional information will be provided on request