

DVRA/DS

Agitator Seals



Product Description

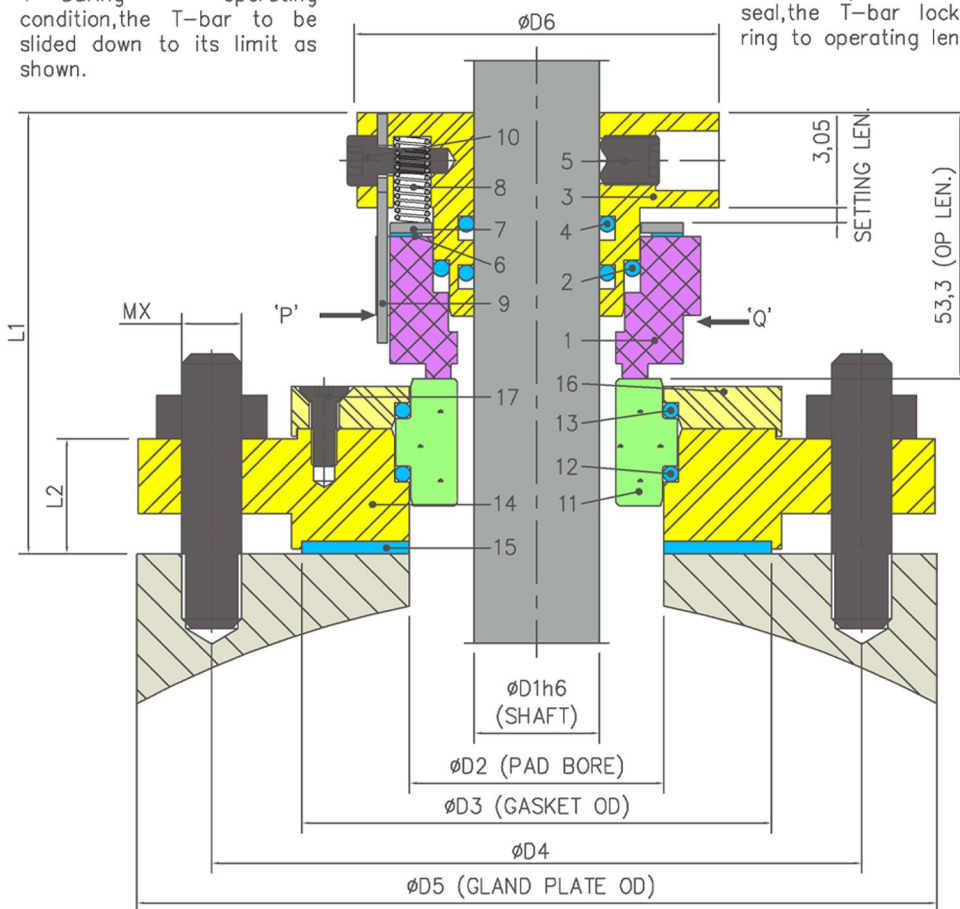
1. Outside mounted
2. Single seal design
3. Top entry Agitator seal

Technical Features

1. Self lubricating carbon of filled PTFE face allows to run completely dry without cooling
2. Eliminates product contamination from Liquid barrier fluids
3. Flexible rotor design compensates for shaft misalignment.
4. Double O-ring mounted stator prevents distortion Non-metallic option provides superior chemical resistance
5. No Dynamic O-ring on shaft which Reduce shaft damage

'P'—During operating condition, the T-bar to be slid down to its limit as shown.

'Q'—Factory assembled seal, the T-bar locks seal ring to operating length.



Industrial Application

Chemical industries
Pharmaceutical industries

Material Of Construction

Seal Face :Carbon Graphite Antimony Impregnated / Carbon Graphite Resin Impregnated / Silicon Carbide / Glass Filled Teflon

Seal: Carbon Graphite Antimony Impregnated / Carbon Graphite Resin Impregnated / Silicon-Carbide/ Tungsten-Carbide/Ceramic

Elastomer: Viton/Aflas/TTV/EPDM/KALAREZ
Metal Parts: S.S.316 / Hast'C

Note : Other MOC Combinations On Request

Available Sizes

25mm to 220mm
Note : Other Sizes On Request

Operating Limits

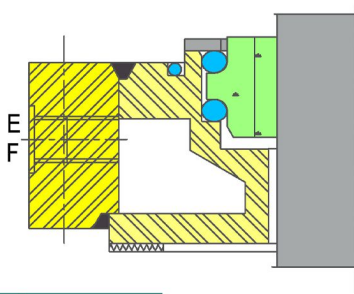
Pressure = vacuum to 6 Kg/cm² (MAX)
Temperature = -40°C to 150°C
Speed = upto 350 rpm
Permissible axial movement = ± 1.0

Item	Description
1	Seal ring
2,4,12,13	O-ring
3	Drive Collar
5	Set Screw
6	Gasket
7	Thrust washer

Item	Description
8	Spring
9	T-bar
10,17	Allen screw
11	Mating Ring
14	Gland plate
15	Gasket

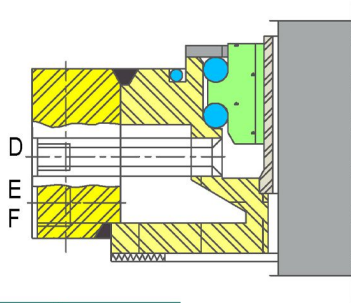
Item	Description
16	Lock plate
18	Debri collector

Installation, Details, Options



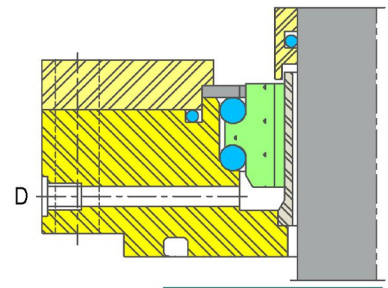
Option-1

Heat Trap Arrangement Used for Higher Temperature



Option-2

Heat Trap Arrangement + Debris Collector Can be used for higher Temperature* for Gmp



Option-3

Debris Collector Unit Can be used for GMP

Dimensional Data

D1	D2	D3	D4	D5	D6	L1	L2	MX
25.00	50.80	94.00	130.00	160.00	82.55	88.30	23.00	M12
30.00	57.15	94.00	130.00	160.00	88.90	88.30	23.00	M12
35.00	60.33	94.00	140.00	170.00	92.08	88.30	23.00	M12
40.00	66.68	94.00	140.00	170.00	98.43	88.30	23.00	M12
45.00	69.85	103.00	150.00	180.00	101.60	88.30	23.00	M12
50.00	76.20	103.00	150.00	180.00	107.95	88.30	23.00	M12
55.00	79.38	113.00	160.00	190.00	111.13	88.30	23.00	M12
60.00	85.73	113.00	160.00	190.00	117.48	88.30	23.00	M12
65.00	92.08	123.00	170.00	200.00	123.83	88.30	23.00	M12
70.00	95.25	123.00	170.00	200.00	127.00	88.30	23.00	M12
75.00	101.60	133.00	190.00	220.00	133.35	88.30	23.00	M12
80.00	104.78	133.00	190.00	220.00	136.53	88.30	23.00	M12
85.00	111.13	146.00	220.00	250.00	142.88	88.30	23.00	M16
90.00	117.48	146.00	220.00	250.00	149.23	88.30	23.00	M16
95.00	120.65	171.00	240.00	270.00	152.40	93.80	26.00	M16
100.00	127.00	171.00	240.00	270.00	158.75	93.80	26.00	M16
105.00	133.35	191.00	240.00	270.00	165.10	93.80	26.00	M16
110.00	136.53	191.00	240.00	270.00	168.28	93.80	26.00	M16
115.00	142.88	191.00	260.00	290.00	174.63	93.80	26.00	M16
120.00	146.05	191.00	260.00	290.00	177.80	93.80	26.00	M16
125.00	152.40	212.00	260.00	290.00	184.15	95.40	26.00	M16
130.00	155.58	212.00	260.00	290.00	187.33	95.40	26.00	M16
135.00	161.93	212.00	280.00	310.00	193.68	95.40	26.00	M16
140.00	165.10	212.00	280.00	310.00	196.85	95.40	26.00	M16
145.00	171.45	234.00	280.00	310.00	203.20	95.40	26.00	M16
150.00	174.63	234.00	280.00	310.00	206.38	95.40	26.00	M16
155.00	184.15	234.00	300.00	330.00	215.90	95.40	26.00	M16
160.00	187.33	234.00	300.00	330.00	219.08	95.40	26.00	M16
165.00	193.68	254.00	300.00	330.00	225.43	95.40	26.00	M16
170.00	196.85	254.00	300.00	330.00	228.60	95.40	26.00	M16
175.00	203.20	254.00	320.00	350.00	234.95	95.40	26.00	M16
180.00	206.38	254.00	320.00	350.00	238.13	95.40	26.00	M16
185.00	212.73	274.00	320.00	350.00	244.48	95.40	26.00	M16
190.00	215.90	274.00	320.00	350.00	247.65	95.40	26.00	M16

Note: Additional technical & dimensional information will be provided on request