

# RY33

## Unbalanced Pusher Seals

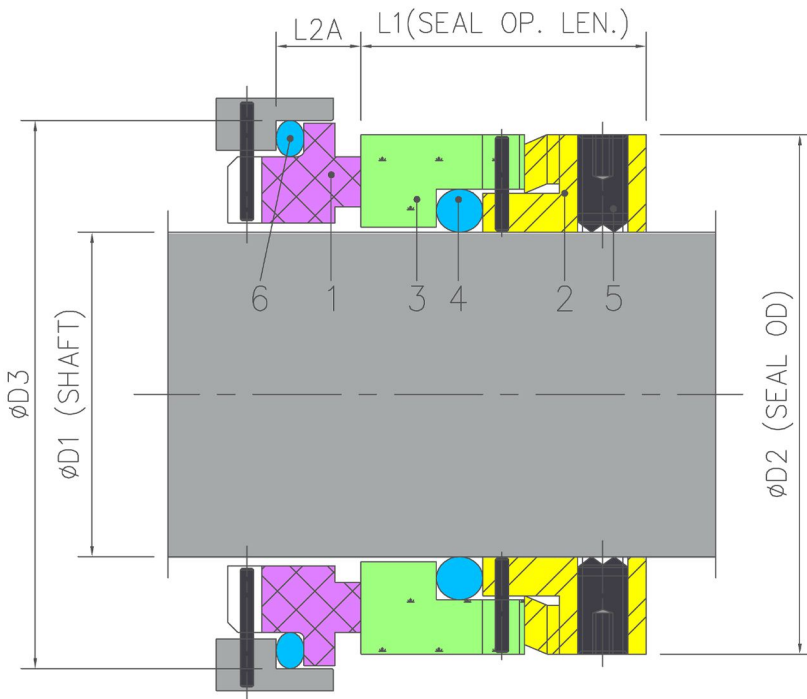


### Product Description

1. Single seal configuration
2. Unbalanced Design
3. For Plain Shafts
4. Wave springs rotary construction
5. Independent of Direction of Rotation

### Technical Features

1. Short installation length
2. Multifaceted application usage
3. Can be employed for low solids content



Item	Description
1	Seal ring
2	Driver Collar
3	Mating ring
4,6	O ring

Item	Description
6	Set Screw

### Industrial Application

Chemical Industries  
 Food and Beverages industry  
 Water, Waste water and mild Slurries  
 Chemical Standard Pumps  
 Gear wheel feed pumps  
 Multi stage pumps and Vertical screw pumps  
 Medias with low solid contents Process industry

### Material Of Construction

**Seal Face:** Carbon Graphite Antimony Impregnated/Carbon Graphite Resin Impregnated/Silicon - Carbide/Tungsten - Carbide  
**Seat:** Carbon Graphite Antimony Impregnated Carbon Graphite Resin Impregnated/Silicon - Carbide/Tungsten - Carbide  
**Elastomer:** Nitrile/EPDM/NBR/ATLAS/KAIREZ  
**Metal Parts:** S.S.316/S.S.304/Hast'C

Note : Other MOC Combinations On Request

### Available Sizes

16mm to 75mm (1.000" to 3.000")

Note : Other Sizes On Request

### Operating Limits

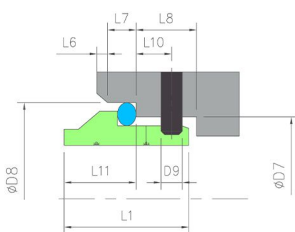
**Pressure** = 8kgs/cm<sup>2</sup> (Max)

**Temperature** = -20°C to + 150°C

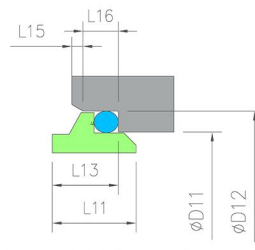
**Speed** = 20m/s

**Permissible Axial Movement** = ±0.5mm

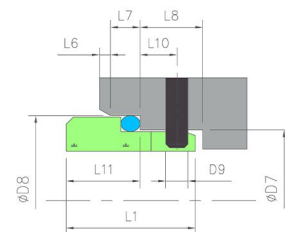
### Stationary Seats



TYPE G3 MR



TYPE G6 MR



TYPE G9 MR

## Dimensional Data

	RY33		RY33A		RY33	
INCH	D1	D2	D3		L1	L2A
0.625	15.8	27.0	28.6	28.6	19.3	6.3
0.750	19.1	30.3	31.8	31.8	19.3	6.3
1.125	28.6	40.0	41.3	41.3	19.3	7.6
1.250	31.8	42.5	44.2	44.2	19.3	7.6
1.750	44.5	58.3	60.3	60.3	21.3	8.1
1.875	47.6	61.5	63.5	63.5	21.3	8.1
2.000	50.8	64.7	66.7	66.7	22.3	9.6
2.125	54.0	71.0	73.0	73.0	22.3	9.6
2.150	54.6	73.0	75.0	75.0	22.3	9.6
2.500	63.5	79.3	88.9	88.9	26.0	9.1
2.750	69.9	88.9	95.2	95.2	26.0	9.1
2.875	73.0	94.0	98.4	98.4	26.0	9.1

	RY33		RY33A		RY33		RY33A		RY33	
SIZE	D1	D2	D3		D14	D15	D28	D29	L1	L2A
16.000	16.0	27.0	27.0	28.6	23.0	27.0	23.0	27.0	19.3	8.600
22.000	22.0	33.0	37.0	-	31.0	37.0	31.0	37.0	19.3	10.000
24.000	24.0	34.1	39.0	35.5	33.0	39.0	33.0	39.0	19.3	10.000
25.000	25.0	35.2	40.0	-	34.0	40.0	34.0	40.0	19.3	10.000
28.000	28.0	40.0	43.0	42.0	37.0	43.0	37.0	43.0	19.3	10.000
30.000	30.0	41.0	45.0	42.7	39.0	45.0	39.0	45.0	19.3	10.000
32.000	32.0	42.4	48.0	44.5	42.0	48.0	42.0	48.0	19.3	10.000
33.000	33.0	44.0	48.0	-	42.0	48.0	42.0	48.0	19.3	10.000
35.000	35.0	45.5	50.0	47.6	44.0	50.0	44.0	50.0	21.3	10.000
38.000	38.0	51.8	56.0	54.0	49.0	56.0	49.0	56.0	21.3	11.000
40.000	40.0	53.8	58.0	-	51.0	58.0	51.0	58.0	21.3	11.000
43.000	43.0	56.0	61.0	-	54.0	61.0	54.0	61.0	21.3	11.000
45.000	45.0	58.2	63.0	-	56.0	63.0	56.0	63.0	22.3	11.000
48.000	48.0	61.4	66.0	-	59.0	66.0	59.0	66.0	22.3	11.000
50.000	50.0	61.9	70.0	64.0	62.0	70.0	62.0	70.0	22.3	13.000
55.000	55.0	72.0	75.0	75.0	67.0	75.0	67.0	75.0	22.3	13.000
60.000	60.0	76.0	80.0	-	72.0	80.0	72.0	80.0	26.0	13.000
63.000	63.0	79.3	83.0	83.0	75.0	83.0	75.0	83.0	26.0	13.000
65.000	65.0	82.3	85.0	-	77.0	85.0	77.0	85.0	26.0	13.000
70.000	70.0	88.9	92.0	-	83.0	92.0	83.0	92.0	26.0	15.300
75.000	75.0	96.0	97.0	100.4	88.0	97.0	88.0	97.0	26.0	15.300

Note: Additional technical & dimensional information will be provided on request