

SVSH/SVSHB

Agitator Seals

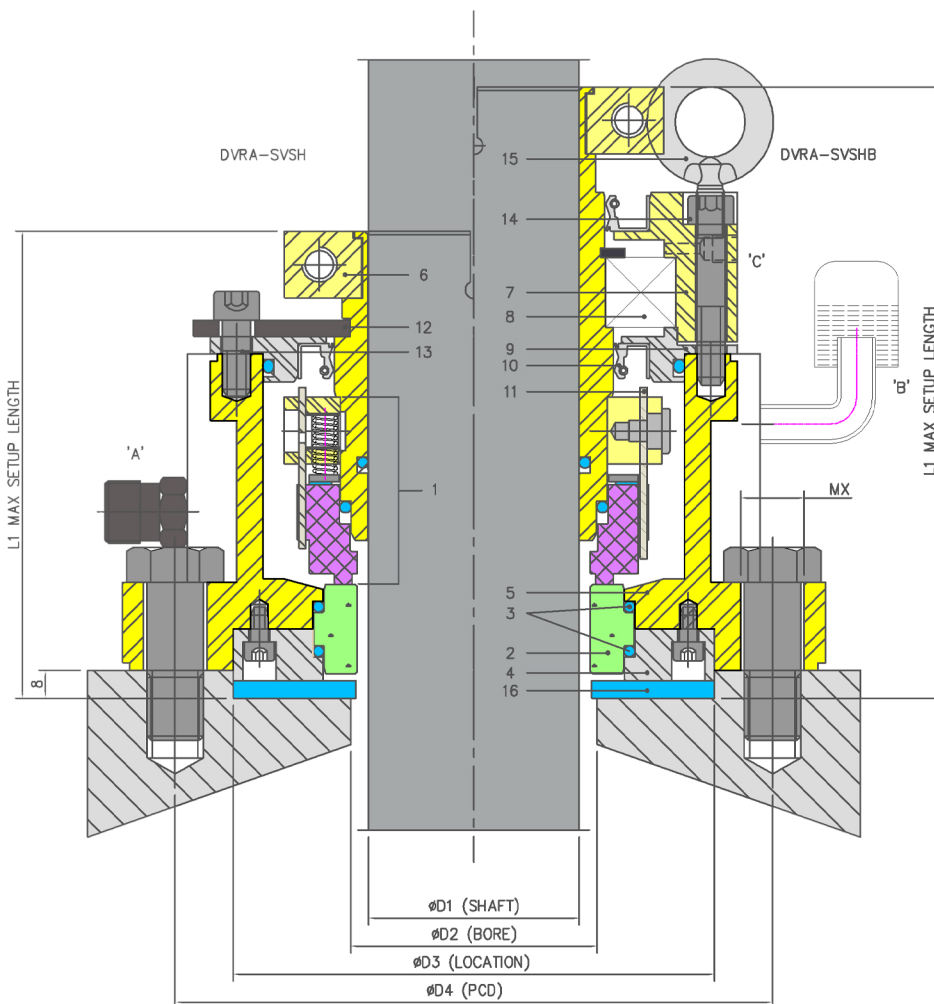


Product Description

1. Top entry Agitator seal
2. Compact and economical
3. Din standard pad details
4. Construction with intergrated bearing also available

Technical Features

1. Factory assembled to ensure fast, easy installation and trouble free start up
2. T-type mating ring with two O rings takes care of Vibrations and mis-alignments
3. No Dynamic O ring on shaft reduces Shaft damage



Item	Description
1	Rotary Unit
2	Mating Ring
3	O ring
4	Lock plate
5	Housing
6	Drive Coller

Item	Description
7	Bearing Block
8	Bearing
9	Gland plate
10	Oil Seal
11	T-block
12	Sliding Plate

Item	Description
13,14	Allied Head screw
15	Eye bolt
16	Washer

Industrial Application

Chemical industries
Pharmaceutical industries

Material Of Construction

Seal Face :Carbon Graphite Antimony Impregnated / Carbon Graphite Resin Impregnated / Silicon Carbide / Glass Filled Teflon

Seat: Carbon Graphite Antimony Impregnated / Carbon Graphite Resin Impregnated / Silicon-Carbide/ Tungsten-Carbide/Ceramic

Elastomer: Viton/Aflas/TTV/EPDM/KALAREZ

Metal Parts: S.S.316 / Hast'C

Note : Other MOC Combinations On Request

Available Sizes

50mm to 160mm (2.000" to 6.000")

Note : Other Sizes On Request

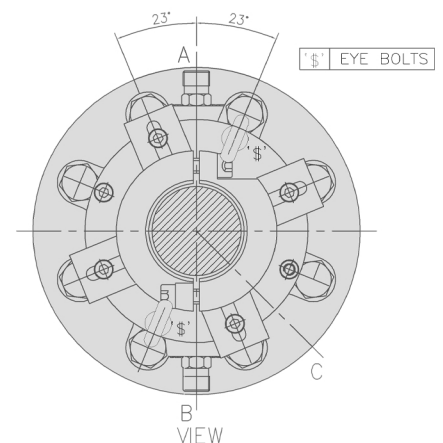
Operating Limits

Pressure = Full vacuum to 12 Kg/cm2 (MAX)

Temperature = 40°C to 150°

Speed = 200rpm

Orientation

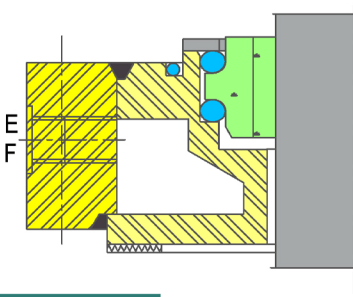


Connections:

"A & B" Barrier/Buffer Inlet and Outlet

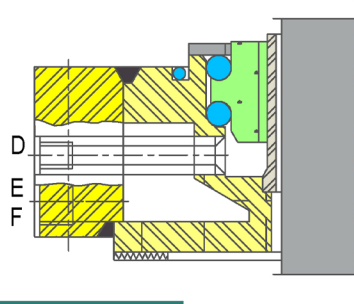
"C" Grease Port

Installation, Details, Options



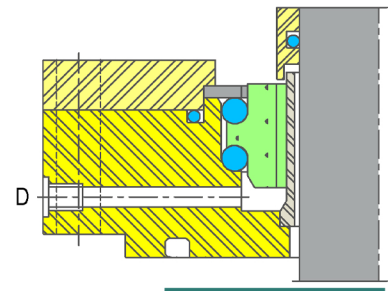
Option-1

Heat Trap Arrangement for Higher Temperature Applications



Option-2

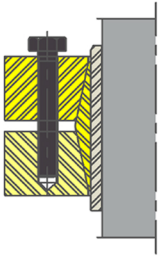
Heat Trap Arrangement + Debris Collector Can be used for higher Temperature* for Gmp



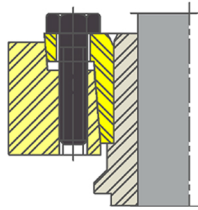
Option-3

Debris Collector Unit Can be used for GMP

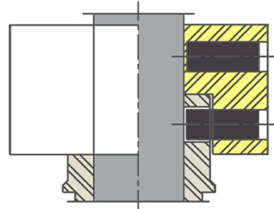
Torque Transmissions



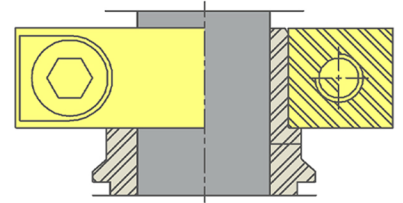
3-Piece Shrink Disk



2-Piece Shrink Disk



Double Row Set Screw Drive Collar



Split Collar

Dimensional Data

L1						
D1	D2	D3	D4	SVSH	SVSHB	MX
50.00	70.00	140.00	170.00	132.10	175.00	M16
55.00	65.00	140.00	170.00	134.00	175.00	M16
60.00	70.00	140.00	170.00	133.00	175.00	M16
65.00	81.00	140.00	170.00	124.09	173.11	M16
70.00	90.00	170.00	200.00	134.10	184.00	M16
75.00	90.00	170.00	200.00	134.10	184.00	M16
80.00	90.00	170.00	200.00	134.10	184.00	M16
85.00	101.00	170.00	200.00	133.10	183.10	M16
90.00	106.00	210.00	270.00	141.60	196.15	M16
95.00	111.00	210.00	270.00	141.60	197.15	M16
100.00	116.00	210.00	270.00	141.60	197.15	M16
110.00	126.00	210.00	270.00	133.60	206.00	M16
120.00	136.00	240.00	295.00	159.32	223.85	M16
125.00	141.00	240.00	295.00	160.00	222.85	M20
130.00	146.00	240.00	295.00	151.10	221.35	M20
140.00	156.00	315.00	350.00	163.10	225.5	M20
150.00	166.00	315.00	350.00	160.10	238.15	M20
160.00	176.00	315.00	350.00	160.10	238.15	M20

Note: Additional technical & dimensional information will be provided on request